



Wall Mounted NZ Etherea

- nanoe™ X technology to improve protection 24/7 (nanoe X Generator Mark 2).
- Built-in Wi-Fi for instant connectivity via Panasonic Comfort Cloud App
- Stylish, compact indoor unit
- New remote control
- Compatible with Voice Assistant



New NZ Etherea

The models in the NZ series are powerful, highly efficient, and reliable year-round. They are specially designed for the tough Nordic climate, and due to its clever design, the NZ is perfect as a replacement pump.

1 Built-in Wi-Fi and compatible with Voice Assistant

The unit is ready to connect to the internet and to be controlled by a smartphone with the Panasonic Comfort Cloud App. Control, monitor, and schedule with an easy interface.

By connecting Panasonic Comfort Cloud the unit can be managed by Google Assistant and Amazon Alexa*.

* Amazon, Alexa and all related logos are trademarks of Amazon.com, Inc. or its affiliates
Google, Android, Google Play and Google Home are trademarks of Google LLC.




2 Summer House

Keep your summer house, garage, or permit-free auxiliary building frost-free without using a lot of energy.

3 nanoe™ X: Bringing nature's balance indoors

Panasonic's nanoe™ X technology brings nature's detergent – hydroxyl radicals – indoors to help create a more ideal environment. Hydroxyl radicals have the potential to inhibit the growth of pollutants such as bacteria, viruses, moulds, and odours, breaking them down and neutralising the unpleasant effects.



nanoe™ X: Improving protection 24/7

Acts to clean your air, so that the indoor environment can be a cleaner and more pleasant place to be all day long. nanoe™ X works together with heating or cooling function when you are at home and can work independently when you are away. Give the air conditioning the strength to increase the protection at home with nanoe™ X technology and convenient control via the Panasonic Comfort Cloud App.



Cleans the air when you are away

Leave the nanoe™ mode ON to inhibit certain pollutants and deodorise before you return home.

Improves your environment when you are at home

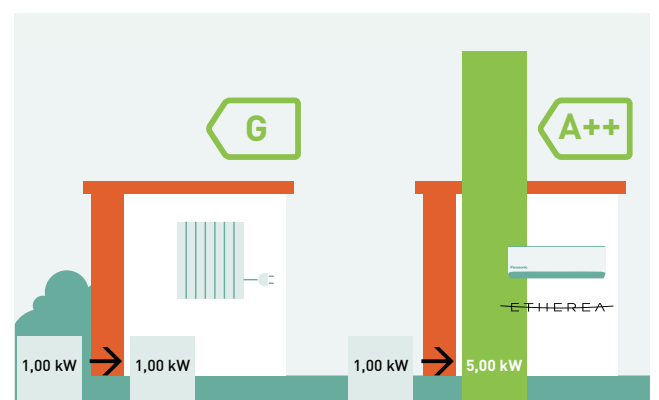
Enjoy a cleaner, comfortable space with loved ones.

The nanoe™ X performance varies depending on the room size, environment and usage and it may take several hours to reach the full effect. nanoe™ X is not medical device, local regulations on building design and sanitary recommendations must be followed.



4 High performance and energy savings

With improved SEER and SCOP, the unit provides high performance and energy savings. Stable heating operation can be provided even at an outside temperature of -25 °C.



* SCOP on heating mode for CS-NZ25YKE and CS-NZ35YKE compared with electrical heaters at +7 °C.

Reduce the heating cost of the vacation house and get a more comfortable indoor climate

With the step-less +8- +15 degree function you can keep your leisure house, garage or cottage frostless without using that much energy. With an air/air heat pump from Panasonic you can reduce your heating costs and at the same time get a better indoor climate. Apart from saving money, and do the environment a favor, you also get a cleaner indoor air and a pleasant cooling during the hottest days of the summer.



Sleek design with easy-to-use remote controller

Panasonic has meticulously designed a new Etherea for a sleek and stylish solution to blend with any interior. Its elegant monolithic design is robust and allows for a high-performance air conditioner, with a large air discharge area to optimise performance.

The easy-to-use remote controller features an ergonomic design with tapered rear housing for the most comfortable grip.

The new controller's intuitive design provides easy operation with five quick access keys for convenient use. The controller also has a minimalist design with the less frequently used keys concealed under a sliding cover.



Advanced smart control and voice assistant

Panasonic has dedicated time and resources to developing intelligent technology to improve the experience and offer a range of benefits. Etherea is compatible with Panasonic's Comfort Cloud app, which is designed to easily manage all system functions via your smart device.



Convenient Centralised Solutions

The Panasonic Comfort Cloud Application enables you to conveniently manage and monitor multiple air conditioning units for homes from just one mobile device.

Smart Control

- Control multiple AC units in 1 location
- Control multiple units in multiple locations

Smart Comfort

- Remotely access all AC features
- Activate 24-hour nanoe™ X
- Pre-cool spaces

Smart Efficiency

- Analyse energy usage patterns
- Compare usage history for better budget planning


Smart Assist

- Effortless troubleshooting
- Assign other users while you are away

Through the Comfort Cloud app, Etherea units can also be connected to some of the leading voice assistants on the market to further optimise air conditioning standard without you having to lift a finger.



Wall-mounted NZ Etherea Inverter+ · R32



Maximum capacity			6,50 kW	7,40 kW	8,30 kW
Indoor unit			CS-NZ25YKE	CS-NZ35YKE	CS-NZ50YKE
Outdoor unit			CU-NZ25YKE	CU-NZ35YKE	CU-NZ50YKE
Heating capacity	Nominal (Min - Max)	kW	3,40 [0,85 - 6,50]	4,00 [0,85 - 7,40]	5,80 [0,98 - 8,30]
COP ¹⁾		W/W	5,00	4,65	4,26
Heating capacity at -7 °C ²⁾		kW	4,05	4,63	5,22
COP at -7 °C ¹⁾		W/W	2,79	2,50	2,55
Heating capacity at -15 °C ²⁾		kW	3,45	4,23	4,92
COP at -15 °C ¹⁾		W/W	2,50	2,42	2,52
Heating capacity at -20 °C ²⁾		kW	2,85	3,63	4,17
COP at -20 °C ¹⁾		W/W	2,24	2,21	2,29
Heating capacity at -25 °C ²⁾		kW	2,25	3,03	3,72
COP at -25 °C ¹⁾		W/W	1,91	2,13	2,16
SCOP ³⁾			5,00A++	5,00A++	4,80A++
Pdesign at -10 °C		kW	2,80	3,60	4,40
Input power	Nominal (Min - Max)	kW	0,68 [0,17 - 1,78]	0,86 [0,17 - 2,35]	1,36 [0,22 - 2,48]
Annual energy consumption ⁴⁾		kWh/a	784	1008	1283
Cooling capacity	Nominal (Min - Max)	kW	2,50 [0,85 - 3,00]	3,50 [0,85 - 4,00]	5,00 [0,98 - 6,10]
SEER ³⁾			8,00A++	8,00A++	8,00A++
Pdesign (cooling)		kW	2,50	3,50	5,00
Input power	Nominal (Min - Max)	kW	0,50 [0,17 - 0,69]	0,85 [0,17 - 1,10]	1,30 [0,25 - 1,91]
Annual energy consumption ⁴⁾		kWh/a	109	153	219
Indoor unit					
Power supply		V	230	230	230
Air flow	Heat / Cool	m ³ /min	13,9/11,9	15,0/13,0	19,2/17,5
Moisture removal volume		l/h	1,5	2,0	2,8
Sound pressure ⁵⁾	Heat (Hi / Lo / Q-Lo)	dB(A)	42/27/19	44/30/19	44/37/30
	Cool (Hi / Lo / Q-Lo)	dB(A)	39/25/21	42/28/21	44/37/30
Dimension	HxWxD	mm	295x870x229	295x870x229	295x1040x244
Net weight		kg	10	10	12
Outdoor unit					
Air flow	Heat / Cool	m ³ /min	32,7/32,7	34,4/34,4	38,6/39,8
Sound pressure ⁵⁾	Heat — Cool (Hi / Lo)	dB(A)	48/45 — 46/43	50/47 — 48/45	50/47 — 48/45
Dimension ⁶⁾	HxWxD	mm	622x824x299	622x824x299	701x875x320
Net weight		kg	34	34	42
Piping diameter	Liquid pipe	Inch (mm)	1/4 (6,35)	1/4 (6,35)	1/4 (6,35)
	Gas pipe	Inch (mm)	3/8 (9,52)	3/8 (9,52)	1/2 (12,70)
Pipe length range		m	3-20	3-20	3-20
Elevation difference (in / out)		m	10	10	15
Pipe length for additional gas		m	7,5	7,5	7,5
Additional gas amount		g/m	10	10	15
Refrigerant (R32) / CO ₂ Eq.		kg / T	0,82 / 0,5535	0,82 / 0,5535	1,13 / 0,7627
Operating range	Heat Min - Max	°C	-25 ~ +24	-25 ~ +24	-25 ~ +24
	Cool Min - Max	°C	-15 ~ +43	-15 ~ +43	-15 ~ +43

1) COP calculation is based in accordance to EN14511. 2) Capacity of the heat pump is tested with powerful mode with deice mode included. 3) Energy Label Scale from A+++ to D. 4) The annual energy consumption is calculated in accordance to EU/626/2011. 5) The sound pressure of the indoor unit shows the value measured of a position of 1 m in front of the main body and 0,8 m below the unit. For outdoor unit 1 m in front and 1 m in rear side of main body. The sound pressure is measured in accordance with JIS C 9612. Q-Lo: Quiet mode. Lo: The lowest set fan speed. 6) Add 70 mm for piping port.

Accessories	
CZ-CAPRA1	RAC interface adapter for integration into S-Link
PAW-SM5CONTROL	Control by SMS (need additional SIM card)

Accessories	
CZ-RD517C	Wired remote controller for wall-mounted and floor console



Panasonic

To find out how Panasonic cares for you, log on to: www.aircon.panasonic.eu



Panasonic Marketing Europe GmbH
Panasonic Air Conditioning
Hagenauer Strasse 43, 65203 Wiesbaden, Germany

heating & cooling solutions